

Special Topics

Sensors and Controllers

Ordering Codes, Packaging, Handling

Copyright, Warranty, and Limitation of Liability

The information and data contained in this document are believed to be accurate and reliable. The software and proprietary information contained therein may be protected by copyright, patent, trademark and/or other intellectual property rights of TDK-Micronas. All rights not expressly granted remain reserved by TDK-Micronas.

TDK-Micronas assumes no liability for errors and gives no warranty representation or guarantee regarding the suitability of its products for any particular purpose due to these specifications.

By this publication, TDK-Micronas does not assume responsibility for patent infringements or other rights of third parties which may result from its use. Commercial conditions, product availability and delivery are exclusively subject to the respective order confirmation.

Any information and data which may be provided in the document can and do vary in different applications, and actual performance may vary over time.

All operating parameters must be validated for each customer application by customers' technical experts. Any mention of target applications for our products is made without a claim for fit for purpose as this has to be checked at system level.

Any new issue of this document invalidates previous issues. TDK-Micronas reserves the right to review this document and to make changes to the document's content at any time without obligation to notify any person or entity of such revision or changes. For further advice please contact us directly.

Do not use our products in life-supporting systems, military, aviation, or aerospace applications! Unless explicitly agreed to otherwise in writing between the parties, TDK-Micronas' products are not designed, intended or authorized for use as components in systems intended for surgical implants into the body, or other applications intended to support or sustain life, or for any other application in which the failure of the product could create a situation where personal injury or death could occur.

No part of this publication may be reproduced, photocopied, stored on a retrieval system or transmitted without the express written consent of TDK-Micronas.

TDK-Micronas Trademarks

- HAL
- HAR
- HAC
- HRC
- CUR
- 3D HAL
- masterHAL
- easyLIN
- SmartHVC
- curSENS

Third-Party Trademarks

All other brand and product names or company names may be trademarks of their respective companies.

Contents

Page	Section	Title
4	1.	Ordering Codes for Sensors
4	1.1.	Overview
5	1.2.	Product Group "XXX"
5	1.3.	Product Type "NNNN"
5	1.4.	Package "PA"
6	1.5.	Capacitor Configuration "Y"
6	1.6.	Temperature Range "T"
6	1.7.	Configuration "C"
7	1.8.	ROM-ID "T - C -"
7	1.9.	Packaging "P"
8	1.10.	Quantity "Q"
9	1.11.	Special Procedure "SP"
9	1.12.	PPPP-MMMM
10	2.	Ordering Codes for Controllers
10	2.1.	Overview
10	2.2.	Controller Type
11	2.3.	Package Code "PA"
11	2.4.	Product Revision "B2"
11	2.5.	ROM ID "2955"
11	2.6.	Finishing Codes "T" and "G"
11	2.7.	Special Procedure "000"
12	3.	Forms of Delivery, Marking, and Packaging for Sensors and Controllers
12	3.1.	Special Marking of Prototype Parts
12	3.2.	Date Code Example
13	3.3.	Packaging Labels
14	3.4.	Tape Reeling and Label Area on the Reel
15	3.5.	Package SIL-4
18	3.6.	Package SOIC8
21	3.7.	Package SOT23
25	3.8.	Package SSOP16
28	3.9.	Package TO92UA/TO92UT
33	3.10.	Package TO92UF
35	3.11.	Package TO92UG
37	3.12.	Package TO92UP
40	3.13.	Package TSSOP14/TSSOP16
43	3.14.	Package PQFN24-1 (5 x 5 mm)
45	3.15.	Package PQFN32-1 (5 x 5 mm)
46	3.16.	Package PQFN40-4 (6 x 6 mm)
51	4.	Document History

Release Note: This document is intended as a guideline for ordering and handling Micronas Hall sensors and controllers and is not to be considered as a delivery specification with guaranteed values.

1. Ordering Codes for Sensors

1.1. Overview

The product group “Sensors” from TDK-Micronas comprises several Hall sensor families of switches, linear sensors, direct-angle sensors and current sensors available in a variety of packages, packaging variants, and temperature ranges.

This section gives an overview of the packaging variants and explains the ordering code system for our sensors.

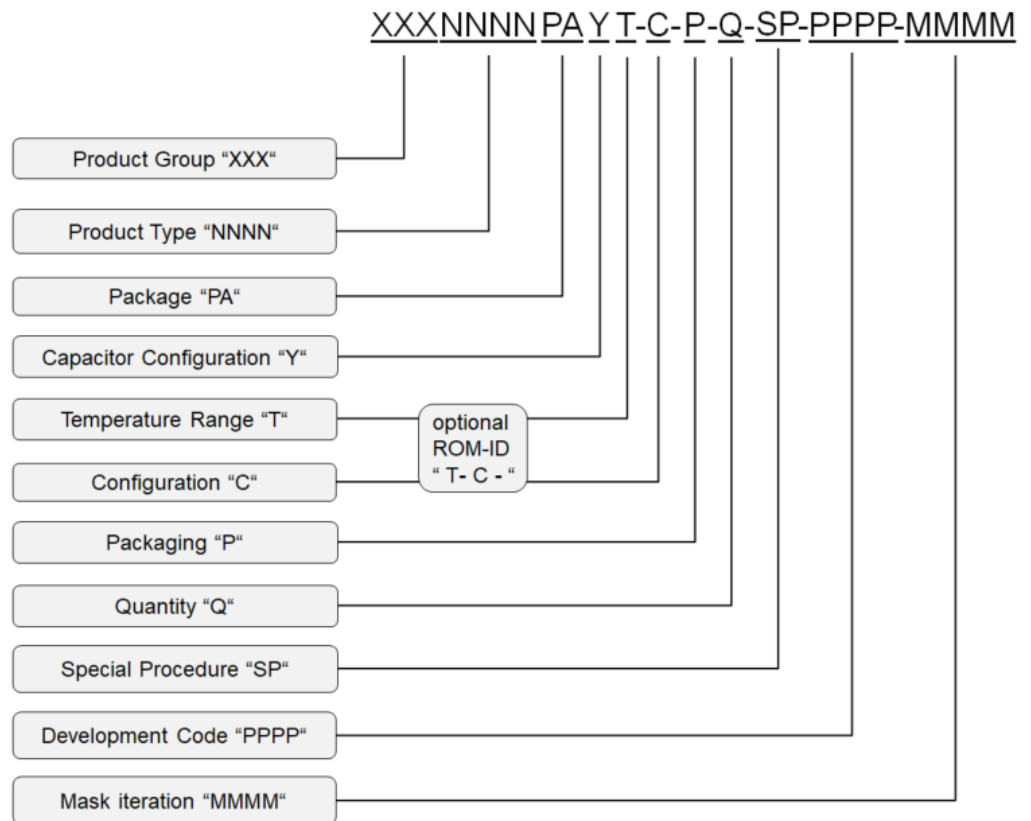


Fig. 1–1: Key to ordering codes for sensors

First, all components of the ordering codes are explained separately. In [Section 3](#), from page 12 onwards, the complete ordering codes, forms of delivery, marking, and the packaging variants for each package are shown.

The sensor type is determined by the application, the product group, the package, and the temperature range.

1.2. Product Group “XXX”

The first three characters of the ordering codes are fixed to determine the product group:

Table 1–1: Product group

Product Group	Description
CUR	Hall current sensors
HAL	Hall sensor
HAC	Hall sensor with integrated capacitors
HAR	Hall sensor with redundancy functionality
HRC	Hall sensor with redundancy and integrated capacitors

1.3. Product Type “NNNN”

The following three to four digits are reserved for the designation of the product. For example, the sensor type “3736” refers to the Hall sensor “HAL 3736”. A detailed description of functions, features, and parameters can be found in the related data sheet “HAL 371x, HAL 372x, HAL 373x”.

1.4. Package “PA”

Hall sensors from TDK-Micronas are available in the following packages:

Table 1–2: Sensor package codes

Package Code	Package	Package Type and MSL
DJ	SOIC8	SMD (Moisture Sensitivity Level 3)
SU	SOT23	SMD (Moisture Sensitivity Level 1)
UA	TO92UA	leaded (Moisture Sensitivity Level 1)
CX	TO92UF	leaded (Moisture Sensitivity Level 1)
UG	TO92UG	leaded (Moisture Sensitivity Level 1)
UP, CV	TO92UP	leaded (Moisture Sensitivity Level 1)
UT	TO92UT	leaded (Moisture Sensitivity Level 1)
GP	TSSOP14	SMD (Moisture Sensitivity Level 3)
BH, BK	TSSOP16	SMD (Moisture Sensitivity Level 3)
GU	SSOP16	SMD (Moisture Sensitivity Level 3)
SL	SIL-4	leaded (Moisture Sensitivity Level 1)

1.5. Capacitor Configuration “Y”

The capacitor availability offered for the products with integrated capacitors can be found in the corresponding product data sheet, which is provided on request.

1.6. Temperature Range “T”

The Hall sensors from TDK-Micronas are suitable for the following temperature range:

Table 1–3: Temperature codes

Temperature Code	Junction Temperature Range (T_J) of the Sensors	
	min.	max.
A	–40 °C	170 °C

Note: The specified temperature range always refer to the junction temperature. On account of self-heating, the junction temperature (T_J) is always higher than the ambient temperature (T_A). The relationship between junction temperature and ambient temperature is explained in the data sheet section „Application Notes“. This allows the calculation of the maximum permissible ambient temperature for the appropriate application.
The maximum permissible ambient temperature is always lower than the specified junction temperature.

1.7. Configuration “C”

Three different configurations are offered. Please refer to [Table 1–4](#).

The packages TO92UA and TO92UT are offered in two different configurations. The basic type has straight legs (inline, not spread; configuration code “2”). For simple PCB designs, this package is also available with spread legs (inline, spread; configuration code “1”).

Table 1–4: Description of the configuration codes

Configuration Code	Configuration
1	Inline, spread TO92UA or TO92UT
2	Inline, not spread TO92UA, TO92UF, TO92UG, TO92UT, TO92UP, SIL-4
4	SMD SOIC8, SOT23, SSOP16, TSSOP14, TSSOP16 on carrier tape

1.8. ROM-ID “T - C -”

The ROM-ID is used to identify different design versions (Hardware or Software/Firmware) of a dedicated device or to indicate different memory configurations (pre-programming) for a dedicated device.

For Example: HAL3930DJ-**2300R**-8-00-HATC-0203

1.9. Packaging “P”

Depending on the sensor package, different packaging variants are offered:

All sensors in packages TO92UA and TO92UT are available with straight legs (configuration inline, not spread) in bulk and carrier tape form (Ammopack, according to IEC 286). Spread legs are only available in carrier tape and with standard lead length.

In order to achieve the highest quality level, TDK-Micronas recommends to use Ammopack instead of bulk. Delivery of parts in bulk implies scratches and damages by mechanical forces during delivery.

The TO92UF, TO92UG, TO92UP and SIL-4 packages are only available with straight legs in carrier tape.

The packages SOT23, SOIC8, TSSOP14 and TSSOP16 are available in carrier tape on reels according to IEC 286.

Table 1–5: Packaging codes

Packaging Code	Delivery	Package
A	Ammopack (standard leads)	TO92UA, TO92UT and TO92UP
L	Ammopack (long leads)	TO92UA, TO92UT
B	Bulk (standard leads)	TO92UA, TO92UT and TO92UP
M	Bulk (long leads)	TO92UA, TO92UT
R	Reel	SIL-4, SOIC8, SOT23, SSOP16, TO92UF, TO92UG, TSSOP14 and TSSOP16

Note: Possible combinations of packaging code and Quantity Code can be found on Table 1–7 on page 8 and Table 1–8 on page 9.

1.10. Quantity “Q”

The sensors are delivered in different packaging units and quantities. The packaging size is determined by the inner packaging (basic unit) and the outer packaging (card-board box).

Only entire packaging units (outer packaging) can be ordered.

Table 1–6: Delivery quantities

Quantity Code	Outer Packaging	Inner Packaging	Package and Form Of Delivery
1	2000	1000	TO92UA/UT/UP Bulk 2 bags with 1000 sensors each
2	2000	2000	TO92UA/UT/UP Ammopack 1 tape with 2000 sensors
4	4800	2400	TO92UF Reel 2 reels with 2400 sensors each
6	20000	10000	SOT23 Reel 2 reels with 10000 sensors each
7	6000	3000	SOT23 Reel 2 reels with 3000 sensors each
8	7000	3500	SOIC8, SSOP16, TO92UG Reel 2 reels with 3500 sensors each
9	8000	4000	TSSOP14, TSSOP16 2 reels with 4000 sensors each
D	3200	1600	SIL-4 Reel 2 reels with 1600 sensors each

Packaging for each package is described from page 12 onwards.

The following tables show possible variants of configuration, packaging, and quantity depending on the sensor’s package.

Table 1–7: Available variants for **TO92UA / TO92UT / TO92UP**

Configuration Code	Packaging Code	Quantity Code
1 (=spread)*	A (=Ammopack)	2
2 (=non-spread)	A (=Ammopack)	2
1 (=spread)*	L** (=Ammopack)	2
2 (=non-spread)	L** (=Ammopack)	2
2 (=non-spread)	B (=Bulk)	1
2 (=non-spread)	M** (=Bulk)	1
*not available for TO92UP package		
** not available for TO92UP (for TO92UT only available with configuration not spread)		

Table 1–8: Available variants for **SIL-4, SOIC8, SOT23, TO92UF, TO92UG, SSOP16, TSSOP14 and TSSOP16**

Configuration Code	Packaging Code	Quantity Code
4 (=SOIC8)	R (=Reel)	8
4 (=SOT23)	R (=Reel)	6 (20000 pcs.) 7 (6000 pcs.)
2 (=TO92UF)	R (=Reel)	4
2 (=SIL-4)	R (=Reel)	D
2 (=TO92UG)	R (=Reel)	8
4 (=SSOP16)	R (=Reel)	8
4 (=TSSOP14/16)	R (=Reel)	9

Starting with [Section 3.5](#) an overview per package with examples and the complete ordering codes is given.

1.11. Special Procedure “SP”

These two digits of the ordering code are reserved for customer-specific variants (special procedure). The specification of a special procedure is named S70xxx. Generally, the last two digits of this specification is used for ordering code.

The value “00” is used for standard parts.

1.12. PPPP-MMMM

For internal purpose only.

2. Ordering Codes for Controllers

2.1. Overview

This section gives an overview of the packaging variants and explains the ordering code system for the product group “Controllers”.

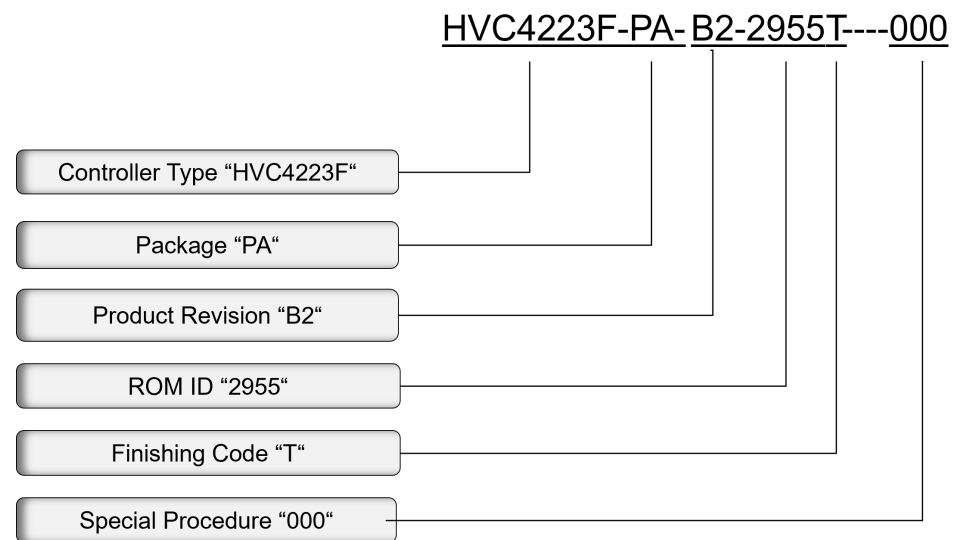


Fig. 2–2: Key to ordering codes controllers

First, all components of the ordering codes are explained separately. The complete ordering codes, forms of delivery, marking and the packaging variants for each package are shown in “Section 3., Forms of Delivery, Marking, and Packaging for Sensors and Controllers on page 12”.

The controller is determined by the type, the package, and the finishing variant.

2.2. Controller Type

The first eight characters are reserved for the designation of the product. A detailed description of functions, features, and parameters can be found in the related Data Sheets, for example “HVC4223F”.

2.3. Package Code “PA”

The controllers from TDK-Micronas are available in the following packages:

Table 2–9: Package codes controllers

Package Code	Package
GE	PQFN24-1 (5 x 5 x 0.9 mm) (Moisture Sensitivity Level 3)
DM	PQFN32-1 (5 x 5 x 0.9 mm) (Moisture Sensitivity Level 3)
DL	PQFN40-4 (6 x 6 x 0.85 mm) (Moisture Sensitivity Level 3)

2.4. Product Revision “B2”

These two characters refer to the hard- and software revision of the controller and is also mentioned in the related data sheet.

2.5. ROM ID “2955”

These four digits refer to the customer-specific software and is optional.

2.6. Finishing Codes “T” and “G”

Character “T” and “G” shows the finishing code..

Table 2–10: Finishing codes controllers

Finishing Code	Description
T	Tray
G	Tape and Reels

2.7. Special Procedure “000”

These three digits of the ordering code are reserved for customer-specific variants (special procedure). Should this be the case, please use the number code provided by TDK-Micronas.

The value “000” is used for standard parts.

3. Forms of Delivery, Marking, and Packaging for Sensors and Controllers

In this section, possible forms of delivery and the appropriate ordering codes examples are shown. The available variants (product type, package and temperature range) are listed in each data sheet.

The product information is marked on top of the package (branded side). For the sensors, the upper row includes the designation of the sensor and the junction temperature range T_J . Marking corresponds to the information in the data sheets (section “ordering information”).

For Operating Junction Temperature Range (T_J) refer to Table 1.6 on page 6

For the controllers, the product information is also marked on the top of the package and is explained in the corresponding package chapter starting with “Package PQFN40-4 (6 x 6 mm)” on page 46

3.1. Special Marking of Prototype Parts

For sensors:

Prototype parts are coded with an underscore beneath the temperature range letter and on each product. They may be used for lab experiments and design-ins but are not intended to be used for qualification tests or as production parts. For package SOT23 the underscore beneath the last digit of the product name shows that these are prototype parts.

For controllers:

Prototype parts are marked with characters “ES” on each product. They may be used for lab experiments and design-ins but are not intended to be used for qualification tests or as production parts.

3.2. Date Code Example

Table 3–11: Date code (allowing limited traceability only)

1 st Digit	2 nd Digit and 3 rd Digit	4 th Digit
Year (0...9)	Week (1...52)	Day (1...7)
5 = 2025, 6 = 2026, 7 = 2027 etc.	01=Week 1 to 52=Week 52	1=Monday to 7=Sunday

Example:

The Date Code on the sensor/controller is 5105.

These products have been finished in 2025, week 10 on the fifth day (Friday):

This was March 7th, 2025.

3.3. Packaging Labels

Both the outer packaging, as well as the inner packaging units are labelled with all relevant information. Fig. 3-3, Fig. 3-4 and Fig. 3-5 give an example describing each element separately.

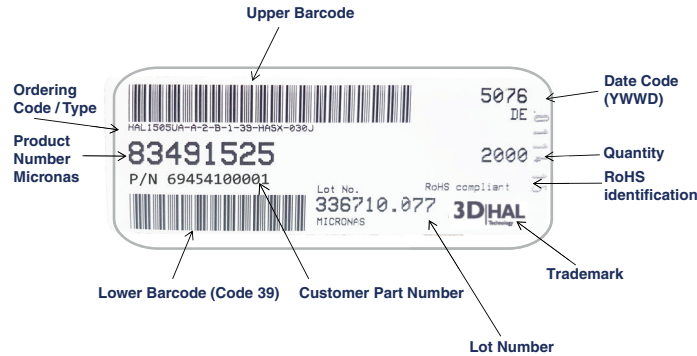


Fig. 3-3: Information on the label for sensors in packages SOT23, TO92UA, TO92UP, and TO92UT

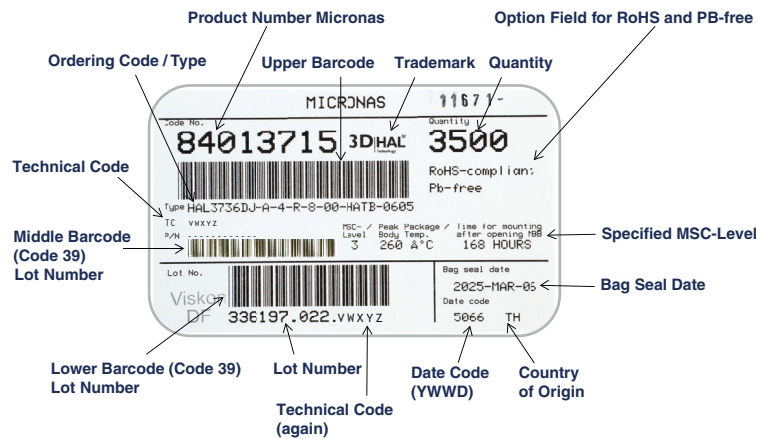


Fig. 3-4: Information on the label sensors in packages SIL-4, SOIC8, SSOP16, TO92UF, TO92UG, and TSSOP14/TSSOP16

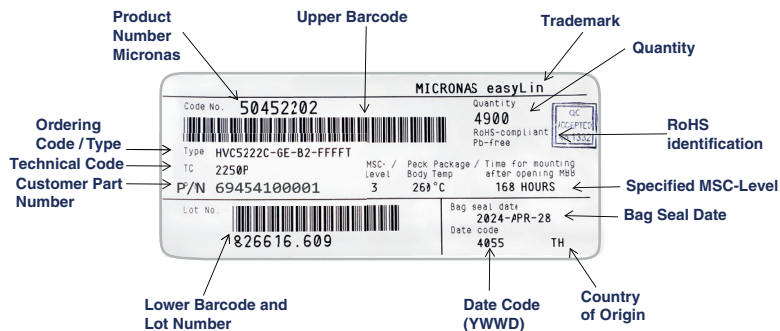


Fig. 3-5: Information on the label for controllers and sensors in packages PQFN24, PQFN32 and PQF40

The complete ordering code plus optional internal information is printed on the label. The TDK-Micronas code number refers to this ordering code. Every packaging variant is defined by the complete ordering code or the TDK-Micronas code number.

Moreover, the label contains the Date Code, the quantity of parts, and the lot number (TDK-Micronas charge number).

Note: The lot number on the label enables internal backtracking of the parts. In case of further inquiries, please provide us with this number or a copy of the label.

The Date Code on the label represents the finishing code of the complete packing unit. It can differ from the Date Code on the parts package or from the Date Code on the inner bag label.

All values shown on the labels do not necessarily correspond to the product shown. Some values have been added purely for demonstration purposes.

The label includes two barcode markings for automatic registration. The upper barcode starts with "W", followed by the TDK-Micronas product number, the Date Code and the quantity. The lower barcode contains the lot number (TDK-Micronas charge number).

3.4. Tape Reeling and Label Area on the Reel

The SMD devices are delivered in tape and reel and are labelled according to IEC 60286-3.

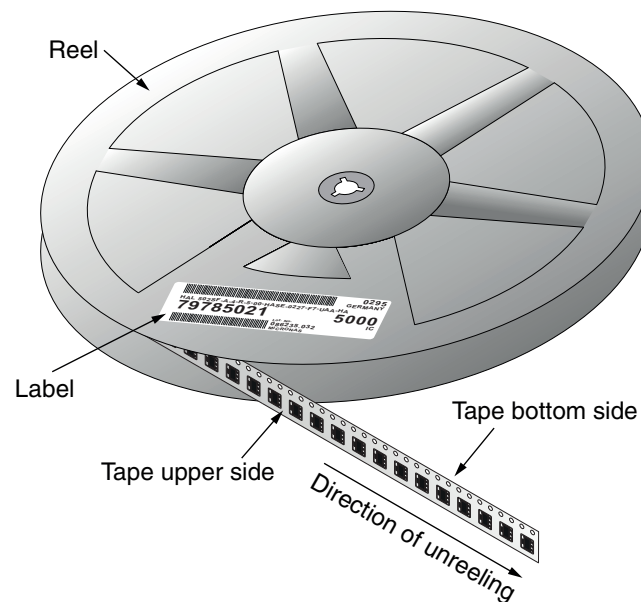


Fig. 3–6: Tape reeling and label area on the reel

3.5. Package SIL-4

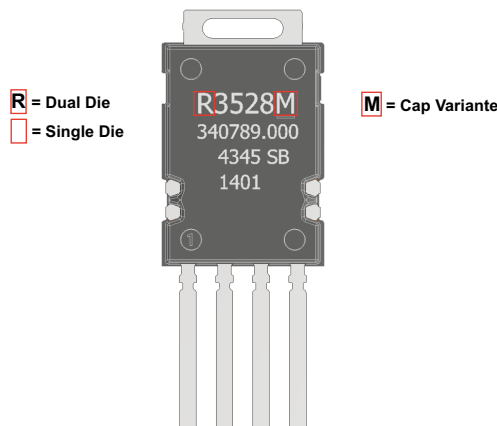
Sensors in the package **SIL-4** are delivered with Quantity Code “D” in a cardboard box containing 3200 pieces. (2 reels with 1600 sensors each).

The cardboard box has two labels; each reel is individually labelled.

Forms of Delivery:

<p>Carrier Tape 44 mm</p> <p>Reel Diameter 330mm</p> <p>Configuration Code: 2 inline not spread</p> <p>Packaging Code: R (Reel)</p> <p>Quantity Code: D</p> <p>Packing Unit: Two reels with 1600 pcs. each</p> <p>Minimum Order Quantity: 3200 pcs.</p> <p>Example: HAC3538SLS1401R-D-00</p>	
---	--

Marking:



Line 1: Dual or single die variante / product type / capacitor configuration

Line 2: Lot number

Line 3: Date code (YWWD) / Special Procedure SB (optional)

Line 4: ROM ID

Packaging:

All sensors in the package SIL-4 are available in this packaging variant.

The appropriate order code is HACxxxxSLSXXXXR-D-00.



Fig. 3–7: SIL-4 reel



Fig. 3–8: SIL-4 reel in dry pack



Fig. 3–9: SIL-4 cardboard box including two reels

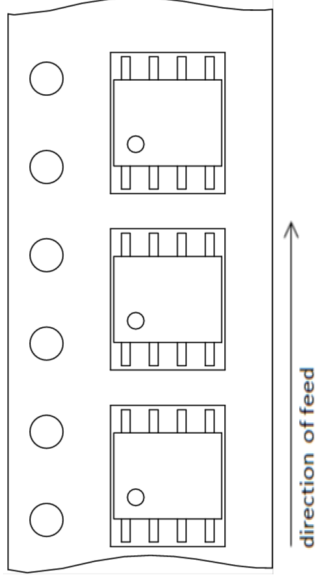
Dimensions in mm

Cardboard Box			Reel
Length	Width	Height	Diameter
369	345	80	330

3.6. Package SOIC8

For package **SOIC8** the sensors delivered with Quantity Code “8”. They are shipped in a cardboard box containing 7000 pieces (2 reels with 3500 sensors each) in dry pack.

The cardboard box has two labels; each reel is individually labelled.

<p>Carrier Tape 12 mm Reel Diameter 330 mm Die-Up Package</p> <p>Configuration Code: 4 SMD (SOIC8) Packaging Code: R (Reel) Quantity Code: 8 Packing unit: Two reels with 3500 pcs. each Minimum Order Quantity: 7000 Moisture Sensitivity Level: 3</p> <p>Example: HAL3725DJ-A-4-R-8-00</p>	
---	--

Marking:



Line 1: Product Group / Product Type / Temperature Range

optional for HAL 39xy: Product Type / ROM-ID

Line 2: Lot number

Line 3: Date Code / Option 1 (optional)

Packaging:

All sensors in the package SOIC8 are available in this packaging variant.

The appropriate order code is HALxxxxDJ-A-4-R-8-00.



Fig. 3–10: SOIC8 reel



Fig. 3–11: SOIC8 reel in dry pack



Fig. 3–12: SOIC8 cardboard box including two reels in dry pack

Dimensions in mm

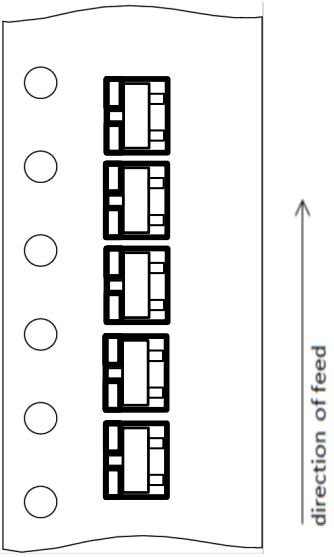
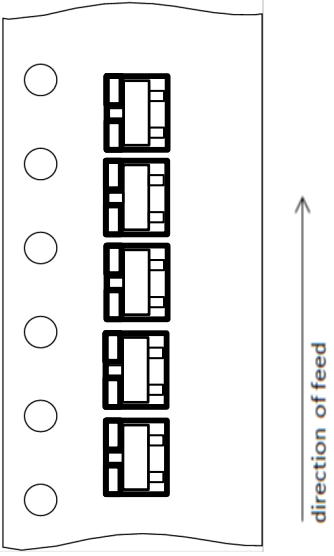
Cardboard Box			Reel
Length	Width	Height	Diameter
390	390	120	330

3.7. Package SOT23

For package **SOT23** the sensors are delivered with Quantity Code “6”. They are shipped in a cardboard box containing 20000 pieces (2 reels with 10000 sensors each) or with Quantity Code “7” in a cardboard box containing 6000 pcs. (2 reels with 3000 sensors each)

The cardboard box has two labels; each reel is individually labelled.

Form of Delivery and Example:

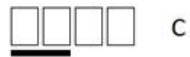
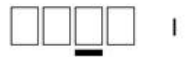
<p>Blister Tape 12 mm Reel Diameter 330 mm</p> <p>Configuration Code: 4 SMD (SOT23) Packaging Code: R (Reel) Quantity Code: 6 Packing unit: Two reels with 10000 pcs. each Minimum Order Quantity: 20000) Moisture Sensitivity Level: 1</p> <p>Example: HALxxxxSU-A-4-R-6-39*</p>	
<p>Blister Tape 12 mm Reel Diameter 179 mm</p> <p>Configuration Code: 4 SMD (SOT23) Packaging Code: R (Reel) Quantity Code: 7 Packing unit: Two reels with 3000 pcs. each Minimum Order Quantity: 6000) Moisture Sensitivity Level: 1</p> <p>Example: HALxxxxSU-A-4-R-7-39*</p>	
<p>* For this product family SP = 39 is standard procedure.</p>	

Marking:



Line 1: Product Name

Line 2: Underscore Marking Option for Temperature Range



Bottom Side: Trace Code

Packaging Quantity Code 6:

All sensors in the package SOT23 are available in this packaging variant.

The appropriate order code is HALxxxxSU-A-4-R-6-39.



Fig. 3–13: SOT23 Quantity Code „6“ reel



Fig. 3–14: SOT23 Quantity Code „6“ cardboard box including two reels

Dimensions in mm

Cardboard Box			Reel
Length	Width	Height	Diameter
340	340	110	330

Packaging Quantity Code 7:

All sensors in the package SOT23 are available in this packaging variant.

The appropriate order code is HALxxxxSU-A-4-R-6-39.



Fig. 3–15: SOT23 Quantity Code “7“ reel



Fig. 3–16: SOT23 Quantity Code “7” cardboard box including two reels

Dimensions in mm

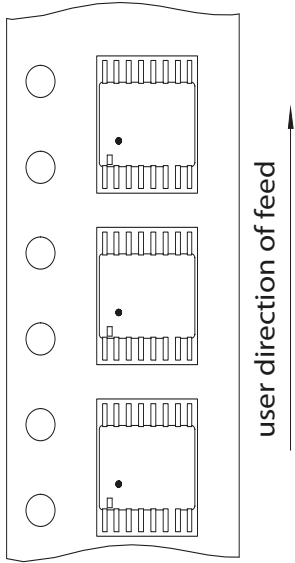
Cardboard Box			Reel
Length	Width	Height	Diameter
208	192	38	179

3.8. Package SSOP16


The sensors in the package **SSOP16** are delivered with Quantity Code "8". They are shipped in a cardboard box containing 7000 pieces (2 reels with 3500 sensors each, in dry pack).

The cardboard box has two labels; each reel is individually labelled.

Possible Form of Delivery:

<p>Carrier Tape 12 mm</p> <p>Reel Diameter 330 mm</p> <p>Configuration Code: 4 SMD (SSOP16)</p> <p>Packaging Code: R (Reel)</p> <p>Quantity Code: 8</p> <p>Packing Unit: Two reels with 3500 pcs. each</p> <p>Minimum Order Quantity: 7000</p> <p>Moisture Sensitivity Level: 3</p> <p>Example: HAR3930GU-XXXXR-8-00 *</p>	
<p>* XXXX will be replaced by ROM-ID</p>	

Marking:



Line 1: Product Name / ROM-ID

Line 2: Lot number

Line 3: Date code / Option 1 (optional)



Fig. 3–19: SSOP16 cardboard box including two reels

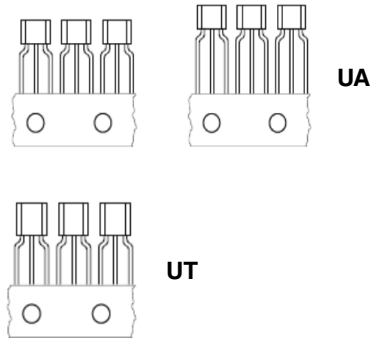
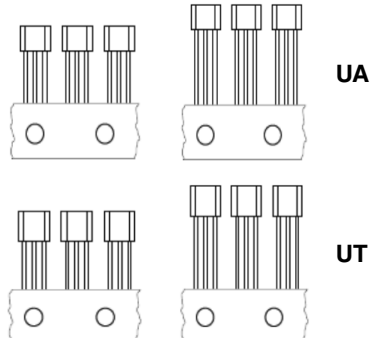
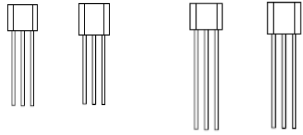
Dimensions in mm

Cardboard Box			Reel
Length	Width	Height	Diameter
380	380	115	330

3.9. Package TO92UA/TO92UT

The sensors in the package **TO92UA** or **TO92UT** are delivered with Quantity Code “1” in bulk or with Quantity Code “2” in carrier tape (Ammopack). They are shipped in a cardboard box containing 2000 pieces (for bulk 2 bags with 1000 sensors each and for Ammopack one carrier tape with 2000 sensors). The cardboard box has two labels.

Forms of Delivery:

<p>Ammopack Inline spread</p> <p>Configuration Code:1 (TO92UA / TO92UT, spread) long leads only for TO92UA</p> <p>Packaging Code: A (Ammopack)</p> <p>Quantity Code: 2</p> <p>Packing Unit / Minimum Order Quantity: One Ammopack with 2000 pcs.</p> <p>Example: HAL 830UT-A-1-A-2-00</p>	
<p>Ammopack Inline not spread</p> <p>Configuration Code:2 (TO92UA/TO92UT inline, not spread) standard lead length and long leads</p> <p>Packaging Code: A (Ammopack)</p> <p>Quantity Code: 2</p> <p>Packing Unit / Minimum Order Quantity: One Ammopack with 2000 pcs.</p> <p>Example: HAL 830UT-A-2-A-2-00</p>	
<p>Bulk Inline not spread</p> <p>Configuration Code:2 (TO92UA / TO92UT, inline)</p> <p>Packaging Code: B (Bulk)</p> <p>Quantity Code: 1</p> <p>Packing Unit: Two Bags with 1000 pcs. each</p> <p>Minimum Order Quantity: 2000 pcs.</p> <p>Example: HAL 830UT-A-2-B-1-00</p>	

Marking of TO92UA:



Line 1: Product Type / Temperature Range

Line 2: Date Code / Option 1 (optional)

Bottom Side: Trace Code (optional)

Marking of TO92UT



Line 1: Product Type / Temperature Range

Line 2: Date Code / Option 1 (optional)

Line 3: Trace Code (optional)

Packaging in Bulk:

The sensors in the package **TO92UA** or **TO92UT** are delivered with Quantity Code "1". They are shipped in a cardboard box containing 2000 pieces bulk (2 bags with 1000 sensors each). The cardboard box has two labels; each bag is individually labelled.

All sensors in the package TO92UA or TO92UT with straight legs are available in this packaging variant.

Appropriate order codes are:

HALxxxxUA-A-2-B-1-00 for sensors TO92UA with straight legs (inline, not spread)

HALxxxxUT-A-2-B-1-00 for sensors TO92UT-1 with straight legs (inline, not spread)

HALxxxxUA-A-2-M-1-00 for sensors TO92UA with straight legs (inline, not spread)

HALxxxxUT-A-2-M-1-00 for sensors TO92UT-1 with straight legs (inline, not spread)



Fig. 3–20: TO92UA/UT bulk cardboard box inner view



Fig. 3–21: TO92UA/UT bulk cardboard box closed

Dimensions in mm

Cardboard Box		
Length	Width	Height
350	120	40

Packaging in Ammopack:

For packages **TO92UA** and **TO92UT** the sensors are delivered with Quantity Code "2". They are shipped in a cardboard box containing 2000 pieces in carrier tape (Ammopack: folded tape without additional packaging). The cardboard box has two labels.

All sensors in the package TO92UA and TO92UT with straight or spread legs are available in this packaging variant.

Appropriate order codes are:

HALxxxUA-A-2-A-2-00 for sensors TO92UA with straight legs (inline, not spread)

HALxxxUA-A-1-A-2-00 for sensors TO92UA with spread legs

HALxxxUT-A-2-A-2-00 for sensors TO92UT with straight legs (inline, not spread)

HALxxxUT-A-1-A-2-00 for sensors TO92UT with spread legs

HALxxxUA-A-2-L-2-00 for sensors TO92UA with straight legs (inline, not spread)

HALxxxUA-A-1-L-2-00 for sensors TO92UA with spread legs

HALxxxUT-A-2-L-2-00 for sensors TO92UT with straight legs (inline, not spread)



Fig. 3–22: TO92UA/UT Ammopack cardboard box inner view



Fig. 3–23: TO92UA/UT Ammopack cardboard box closed

Dimensions in mm

Cardboard Box		
Length	Width	Height
350	120	40
350	120	45*

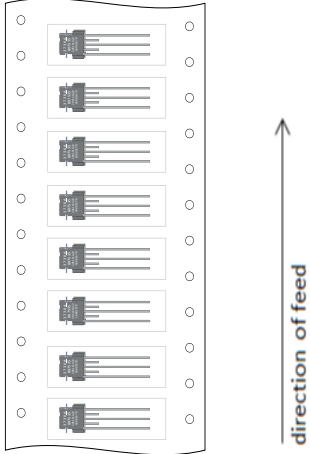
* for long leads

3.10. Package TO92UF

Sensors in the package **TO92UF** are delivered with Quantity Code “4” in a cardboard box containing 4800 pieces. (2 reels with 2400 sensors each).

The cardboard box has two labels; each reel is individually labelled.

Forms of Delivery:

<p>Carrier Tape 44 mm Reel Diameter 330mm</p> <p>Configuration Code: 2 inline not spread Packaging Code: R (Reel) Quantity Code: 4 Packing Unit: Two reels with 2400 pcs. each Minimum Order Quantity: 4800 pcs.</p> <p>Example: HAC3736CXHA-2-R-4-00</p>	
---	--

Marking of TO92UF:



Line 1: Product Type / Capacitor Code

Line 2: Lot number

Line 3: ROM-ID / Date Code / Option 1 (optional)

Line 4: Tracecode

Packaging:

All sensors in the package TO92UF are available in this packaging variant.

The appropriate order code is HACxxxxCXHA-2-R-4-00.



Fig. 3–24: TO92UF reel



Fig. 3–25: TO92UF cardboard box

Dimensions in mm


Cardboard Box			Reel
Length	Width	Height	Diameter
340	340	110	330

3.11. Package TO92UG

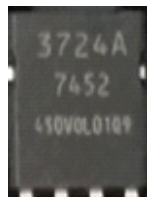
Sensors in the package **TO92UG** are delivered with Quantity Code “9” in a cardboard box containing 8000 pieces. (2 reels with 4000 sensors each).

The cardboard box has two labels; each reel is individually labelled.

Forms of Delivery:

<p>Carrier Tape 44 mm Reel Diameter 330 mm</p> <p>Configuration Code: 2 inline not spread Packaging Code: R (Reel) Quantity Code: 9 Packing Unit: Two reels with 4000 pcs. each Minimum Order Quantity: 8000 pcs.</p> <p>Example: HAL3726UG-A-2-R-9-00</p>	 <p>The diagram shows a vertical carrier tape with eight sensor positions. An arrow on the right points upwards, labeled "direction of feed".</p>
--	---

Marking of TO92UG:



Line 1: Product Type / Temperature Range

Line 2: Date Code / Option 1 (optional)

Line 3: Trace Code (optional)

Packaging:

All sensors in the package TO92UG are available in this packaging variant.

The appropriate order code is HALxxxxUG-A-2-R-9-00.




Fig. 3–26: TO92UG reel



Fig. 3–27: TO92UG cardboard box including two reels

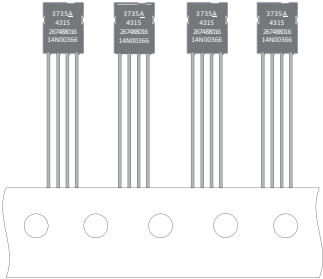

Dimensions in mm

Cardboard Box			Reel
Length	Width	Height	Diameter
340	340	110	330

3.12. Package TO92UP

The sensors in the package **TO92UP** are delivered with Quantity Code “2”. They are shipped in a cardboard box containing 2000 pieces in carrier tape (Ammopack: folded tape without additional packaging). The cardboard box has two labels.

Possible Form of Delivery:

<p>Ammopack Inline not spread</p> <p>Configuration Code:2 (TO92UP, inline, not spread)</p> <p>Packaging Code: A (Ammopack)</p> <p>Quantity Code: 2</p> <p>Packing Unit: One Ammopack with 2000 pcs.</p> <p>Minimum Order Quantity: 2000 pcs.</p> <p>Example: HAL3735UP-A-2-A-2-00</p> <p>Bulk Inline not spread</p> <p>Configuration Code:2 (TO92UP, inline, not spread)</p> <p>Packaging Code: B (bulk)</p> <p>Quantity Code: 1</p> <p>Packing Unit: Two bags with 1000 pcs. each</p> <p>Minimum Order Quantity: 2000 pcs.</p> <p>Example: HAL3735UP-A-2-B-1-00</p>	 
--	---

Marking:



Line 1: Product Type / Temperature Range

Line 2: Date Code / Option 1 (optional)

Line 3: Lot number

Line 4: Trace Code

Packaging:

All sensors in the package TO92UP with straight legs are available in the packaging variants bulk and ammopack.

Appropriate order codes are:

HALxxxUP-A-2-A-2-00 for sensors with straight legs (inline, not spread) in Ammopack

HALxxxUP-A-2-B-1-00 for sensors with straight legs (inline, not spread), in bulk



Fig. 3–28: TO92UP bulk cardboard box inner view



Fig. 3–29: TO92UP Ammopack cardboard box inner view



Fig. 3–30: TO92UP cardboard box closed

Dimensions in mm

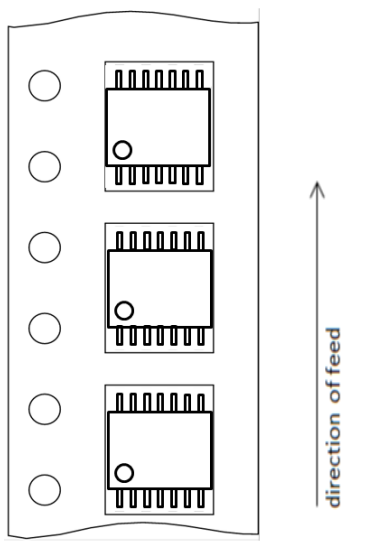
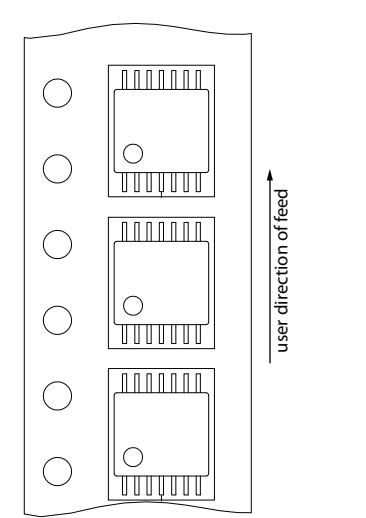
Cardboard Box		
Length	Width	Height
350	120	45

3.13. Package TSSOP14/TSSOP16


The sensors in the package **TSSOP14/TSSOP16** are delivered with Quantity Code “9”. They are shipped in a cardboard box containing 8000 pieces (2 reels with 4000 sensors each, in dry pack).

The cardboard box has two labels; each reel is individually labelled.

Possible Form of Delivery:

<p>Carrier Tape 12 mm Reel Diameter 330 mm</p> <p>Configuration Code: 4 SMD (TSSOP14) Packaging Code: R (Reel) Quantity Code: 9 Packing Unit: Two reels with 4000 pcs. each Minimum Order Quantity: 8000 Moisture Sensitivity Level: 3</p> <p>Example: HAR2425GP-A-4-R-9-00</p>	
<p>Carrier Tape 12 mm Reel Diameter 330 mm</p> <p>Configuration Code: 4 SMD (TSSOP16) Packaging Code: R (Reel) Quantity Code: 9 Packing Unit: Two reels with 4000 pcs. each Minimum Order Quantity: 8000 Moisture Sensitivity Level: 3</p> <p>Example: HAR3550BH-XXXXR-9-00 *</p>	
<p>* XXXX will be replaced by ROM-ID</p>	

Marking:



Line 1: Product Name / Temperature Range

Line 2: Lot number

Line 3: Date code / Option 1 (optional)

Packaging:

All sensors in the package TSSOP14/TSSOP16 are available in this packaging variant.

The appropriate order code for sensors in TSSOP14 package is:

HARxxxxGP-A-4-R-9-00

Appropriate order codes for sensors in TSSOP16 package are:

HARxxxxBH-XXXXR-9-00 and **HARxxxxBK-XXXXR-9-00**.



Fig. 3–31: TSSOP14/TSSOP16 reel



Fig. 3–32: TSSOP14/TSSOP16 reel in dry pack



Fig. 3–33: TSSOP14/TSSOP16 cardboard box including two reels

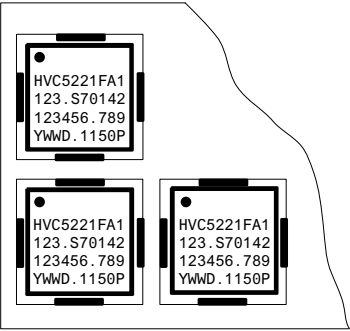
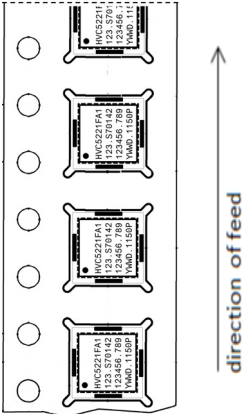
Dimensions in mm

Cardboard Box			Reel
Length	Width	Height	Diameter
380	380	115	330

3.14. Package PQFN24-1 (5 x 5 mm)

The controllers in the package **PQFN24-1** are shipped in a cardboard box containing 4900 pcs. (10 trays with 490 pcs. each and one cover tray) or 12000 pcs. (2 reels with 6000 pcs. each), in dry pack.

Possible Form of Delivery:

<p>Tray 315 x 135.9 mm Packaging Code: T (Tray) Quantity: 4900 (10 x 490 pcs.) Moisture Sensitivity Level: 3</p> <p>Example: HVC5288D-GE-xy-----T</p>	
<p>Carrier Tape 12 mm Reel Diameter 330 mm Packaging Code: G (Reel) Quantity: 12000 (2 x 6000 pcs.) Moisture Sensitivity Level: 3</p> <p>Example: HVC5288D-GE-xy-----G</p>	

Marking:



Line 1: Product Name

Line 2: Package ID. Product Code V5

Line 3: Lot number

Line 4: Date Code / ROM-ID or Internal Code

Packaging:

See “Package PQFN40-4 (6 x 6 mm)” on page 46. The outer packaging of JEDEC-trays is identical at TDK-Micronas.

Appropriate order codes are:

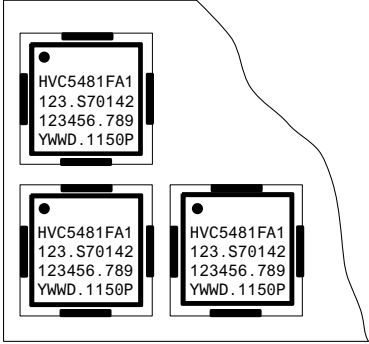
HVCxxxxD-**GE**-xy-----**T** for controllers in trays

HVCxxxxD-**GE**-xy-----**G** for controllers in carrier tape on reels

3.15. Package PQFN32-1 (5 x 5 mm)

The controllers in the package **PQFN32-1** are shipped in a cardboard box containing 4900 pcs. (10 trays with 490 pcs. each and one cover tray), in dry pack.

Possible Form of Delivery:

<p>Tray</p> <p>315 x 135.9 mm</p> <p>Packaging Code: T (Tray)</p> <p>Quantity: 4900 (10 x 490 pcs.)</p> <p>Moisture Sensitivity Level: 3</p> <p>Example:</p> <p>HVC5481G-DM-xy-----T</p>	
--	--

Marking:



Line 1: Product Name

Line 2: Package ID. Product Code V5

Line 3: Lot number

Line 4: Date Code / ROM-ID or Internal Code

Packaging:

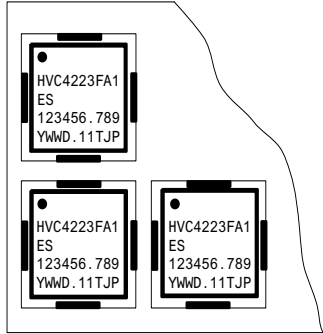
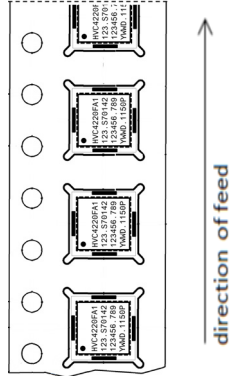
See “Package PQFN40-4 (6 x 6 mm)” on page 46. The outer packaging of JEDEC-trays is identical at TDK-Micronas.

The appropriate order code is HVCxxxxG-DM-xy-----T

3.16. Package PQFN40-4 (6 x 6 mm)

The controllers in the package **PQFN40-4** are shipped in a cardboard box containing 4900 pcs. (10 trays with 490 pcs. each and one cover tray) or 8000 pcs. (2 reels with 4000 pcs. each), in dry pack.

Possible Form of Delivery:

<p>Tray</p> <p>315 x 135.9 mm</p> <p>Packaging Code: T (Tray)</p> <p>Quantity: 4900 (10 x 490 pcs.)</p> <p>Moisture Sensitivity Level: 3</p> <p>Example: HVC4223F-DL-xy-----T</p>	
<p>Carrier Tape 12 mm</p> <p>Reel Diameter 330 mm</p> <p>Packaging Code: G (&Reel)</p> <p>Quantity: 8000 (2 x 4000 pcs.)</p> <p>Moisture Sensitivity Level: 3</p> <p>Example: HVC4420F-DL-B1-FFFFG</p>	

Marking:



Line 1: Product Name

Line 2: ES (Engineering Samples / optional)

Line 3: Lot number

Line 4: Date Code / Internal Code

Packaging:

All controllers in the packages QFN24/QFN32/QFN40 are available in the following packaging variants.

Appropriate order codes are:

HVCxxxxF-DL-xy-----T for controllers in trays

HVCxxxxF-DL-xy-----G for controllers in carrier tape on reels




Fig. 3–34: QFN-Packages in trays fixed with 4 bands



Fig. 3–35: QFN-Packages in trays with cardboard box (inner view)



Fig. 3–36: QFN-Packages in trays within closed cardboard box

Dimensions in mm

Cardboard Box for Trays		
Length	Width	Height
400	180	100



Fig. 3–37: QFN-Packages on reel



Fig. 3–38: QFN-Packages on reel in dry pack in cardboard box (inner view)



Fig. 3–39: QFN-Packages on reel in closed cardboard box including X reels

Cardboard Box for Reels			Reel
Length	Width	Height	Diameter
380	380	115	330

4. Document History

1. Hall Sensors: Ordering Codes, October 24, 1997, 6200-249-1E. First release.
2. Sensors and Controllers: Hall Sensors: Ordering Codes, Packaging, Handling, Sept. 12, 2001, 6200-249-2E. Second release.
3. Hall Sensors: Ordering Codes, Packaging, Handling, May 26, 2004, 6200-249-3E. Third release.
4. Hall Sensors: Ordering Codes, Packaging, Handling, Aug. 13, 2007, GL000002_002EN. Fourth release.
5. Hall Sensors: Ordering Codes, Packaging, Handling, Nov. 9, 2007, GL000002_003EN. Fifth release.
6. Hall Sensors: Ordering Codes, Packaging, Handling, May 22, 2013, GL000002_004EN. Sixth release.
7. Sensors and Controllers: Ordering Codes, Packaging, Handling, Sept. 10, 2015, GL000002_005EN. Seventh release, controllers included
8. Sensors and Controllers: Ordering Codes, Packaging, Handling, June 8, 2018, GL000002_006EN. Eighth release of the document.

Major changes:

- Extended ordering code for sensors
- Packaging code: long lead version added
- TO92UG and TO92UF packages added
- New quantity code 4 for TO92UF package added
- Packaging label: new example with multiple lot stamp

9. Sensors and Controllers: Ordering Codes, Packaging, Handling, March 12, 2020; GL000002_007EN. Ninth release of the document.

Major changes:

- Section 1.9 Table 1–7, Quantity Code 4 changed, Quantity Code 7 added
- Section 1.9 Table 1–9, Quantity Code 7 added
- Section 3.6 Quantity Code 7 added
- Section 3.6 Marking: Underscore Marking Option for Temperature Range added
- Section 3.6 Packaging variants for Quantity Code 7 added

10. Sensors and Controllers: Ordering Codes, Packaging, Handling, Aug. 7, 2025; GL000002_008EN. Tenth release of the document.

Major changes

- SOT89 package deleted
- TSSOP16 package added
- SSOP16 package added
- The following sections have been updated:
 - Section 1.2, Table 1-1, HRC added
 - Section 1.4, Table 1-2 updated in general
 - Section 1.5 updated; Table 1-3 deleted
 - Section 1.6, Table 1-3 updated in general
 - Section 1.9, Table 1-6 and 1-8 updated in general
 - Section 3.2 updated in general
 - Section 3.3 updated in general
- Packaging and marking figures in Section 3 updated

11. Sensors and Controllers: Ordering Codes, Packaging, Handling, Aug. 7, 2025; GL000002_009EN. Eleventh release of the document.

Major changes

- Section 1.8 ROM-ID added
- SIL-4 package added
- QFN24-1 package added
- QFN32-1 package added
- QFN40-2 package deleted
- QFN40-4 package in carrier tape added
- Section 2.6 Finishing Code “G” added
- Section 3.3 Packaging Labels - controller label added